

Registering for *myNorthernLighthealth*

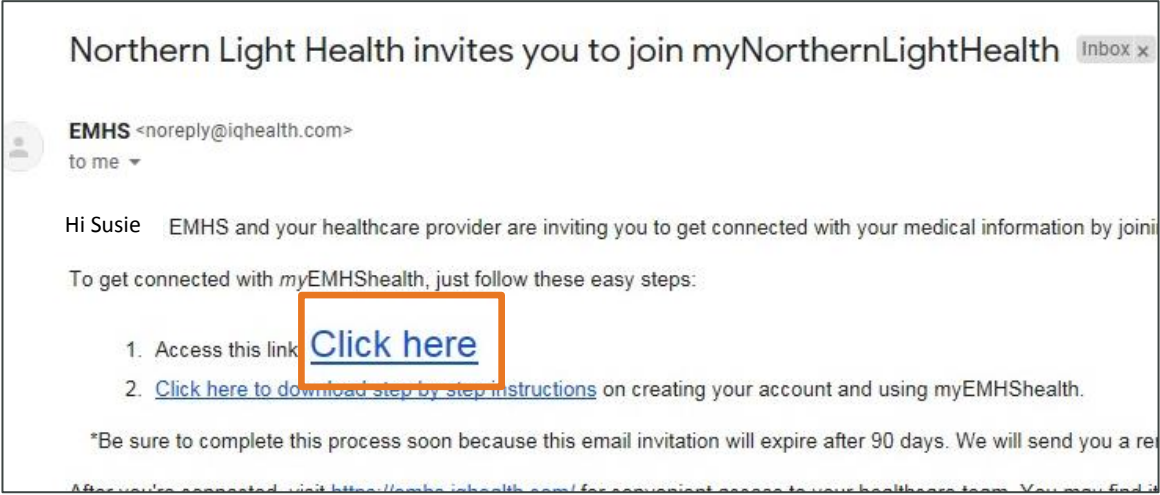
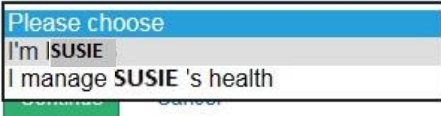
Revised: 10.19.2018

IMPORTANT: If at any time during your registration process you have questions, please contact our support line, which is available to you 24 hours a day, 7 days a week, 365 days a year. Call 1-877-621-8014.

After signing up for **myNorthernLighthealth** at your provider's office, you will receive an email from **NORTHERN LIGHT HEALTH** with an invitation to join. If the e-mail does not show in your inbox, be sure to check your spam or junk mail folders.

The invitation will provide you with an access link to **myNorthernLighthealth** along with general information about **myNorthernLighthealth**.

To complete the registration process, follow the steps below.

Step	Action						
1	<p>Click on the Click Here link.</p> 						
2	<table border="1" data-bbox="243 1222 1513 1333"> <thead> <tr> <th data-bbox="243 1222 878 1260">If you are registering...</th> <th data-bbox="878 1222 1513 1260">Then click...</th> </tr> </thead> <tbody> <tr> <td data-bbox="243 1260 878 1297">to manage your health information</td> <td data-bbox="878 1260 1513 1297">I'm...</td> </tr> <tr> <td data-bbox="243 1297 878 1333">to manage a family member's health information</td> <td data-bbox="878 1297 1513 1333">I manage...</td> </tr> </tbody> </table> <p data-bbox="669 1388 831 1413">Are you SUSIE ?</p> 	If you are registering...	Then click...	to manage your health information	I'm...	to manage a family member's health information	I manage...
If you are registering...	Then click...						
to manage your health information	I'm...						
to manage a family member's health information	I manage...						
3	Click Continue						

4

Verify your identity or the identity of your family member

- Enter your or your family member's date of birth
- Enter the answer to the security question chosen while signing up
- Check the box **I agree to the NORTHERN LIGHT HEALTH Terms of Use and Privacy Policy**
- Click **Next, Create Your Account**
- If you have already created an account for yourself and are adding a family member go to **Step 6**.

Verify Your Identity With Us

By verifying patient information with Northern Light Health, you are helping us keep medical record information secure.

Complete Your Information

Date of birth

Month	Day	Year
Select <input type="text" value="v"/>	<input type="text"/>	<input type="text"/>

Enter the year as 4 digits.

Would you like to create a 4 digit PIN?

The answer to this security verification question may have been provided when you were invited to join.

I agree to the Northern Light Health [Terms of Use](#) and [Privacy Policy](#).

5

Complete all fields to create your Cerner Health account

- Click on the blue links to review the **Terms of Use** and **Privacy Policy**
- Check the box **I agree to the Cerner Health Terms of Use and Privacy Policy**
- Click **Create Account**
- If you are registering to manage someone else's account go to Step 7. If not, go to **Step 9**.

Create an Account

All fields are required.

First name
Susie

Last name
Smith

Email address
SusieS@gmail.com

Re-enter email address

Date of birth

Month	Day	Year
January	3	1925

Enter the year as 4 digits.

Gender
Female

Username

Password


Passwords must be at least eight (8) characters long.

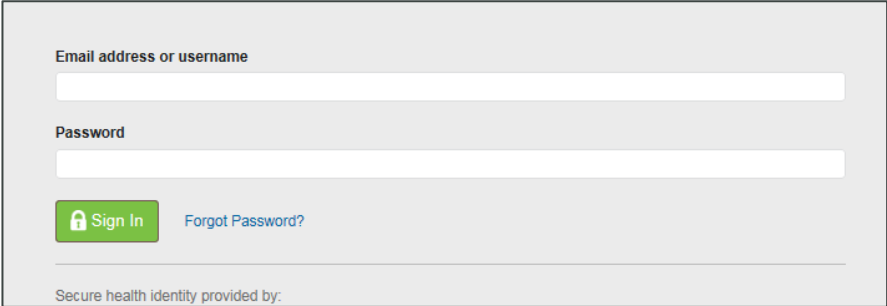
Re-enter password

Security question

Security answer

I agree to the [Cerner Health Terms of Use](#) and [Privacy Policy](#).

 Create Account

6	<p>Log into myNorthernLighthouse</p> <ul style="list-style-type: none">• Enter your Email address or username• Enter your Password• Click Sign In 
7	<p>If you are managing the care of a person who is 18 years or older you will need to confirm that you have authority or permission to manage their medical record. This permission is given when your family member enrolled in the office and signed the Portal Proxy Permission Form, or if you are the legal Power of Attorney.</p> <ul style="list-style-type: none">• Check the box I have legal authority to manage ...'s health information• Click Continue• Click the radio button next to your family member's name• Click Continue <p>Result: You are logged into myNorthernLighthouse and will see some of your or your family member's health information</p>

For more information on navigating **myNorthernLighthouse**, check out our Navigating **myNorthernLighthouse** manual found in the FAQ section.